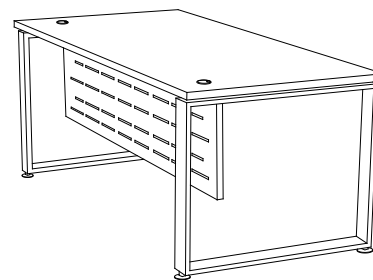



future at work™




ELEMENT SPECIFICATION



**EL - 1270**  
1200(W) x 700(D) x 750(H)  
**EL - 1570**  
1500(W) x 700(D) x 750(H)  
**EL - 1880**  
1800(W) x 800(D) x 750(H)



**EL - 1545**  
1500(W) x 700(D) x 900(W) X 450(D)  
**EL - 1845**  
1800(W) x 800(D) x 900(W) X 450(D)



**EL - 1245SC**  
1200(W) x 450(D) x 650(H)



**SW - 24**  
405(W) x 450(D) x 650(H)





Refined, polished and simply stylish, **ELEMENT** is one of our iteration from our well received models of workstations and desking systems.

**ELEMENT** is aimed for the individual who prefers a neat and clutter free workplace, as the legs are built in a slim frame to avoid collecting dust as of standard desk support frames, and our uniquely designed modesty panel ensures that all is not lost in providing complete privacy. Added with an aptly mobile pedestal, productivity in your working environment is further enhanced.



Element table top finished with Indian Ebony, gives a distinctive outlook and personifies durability



Provides privacy and conceals wires in the form of an effective modesty panel, further more gives a sense rigidity and durability



Perfect rectangular leg elegant and unique design through our continuous effort in quality management